



International Journal of Innovative Research in Science Engineering and Technology (IJIRSET)

(A Monthly, Peer Reviewed, Refereed, Scholarly Indexed, Open Access Journal)



Impact Factor: 9.935

Volume 15, Issue 5, May 2026

SmartTrack: A Scalable and Integrated Solution for Campus Transportation

Prof. Gadge S. S, More Tejashri Prakash, Badhekar Pooja Santosh, Wayal Mansi Sunil

Professor, Department of Computer, Samarth College of Engineering & Management, Belhe, Pune, (MH), India

Student, Department of Computer, Samarth College of Engineering & Management, Belhe, Pune, (MH), India

ABSTRACT: Efficient management of campus transportation has become increasingly important due to rising concerns related to student safety, operational delays, and lack of transparency in traditional systems. This paper proposes a smart and integrated campus mobility solution that leverages modern technologies such as the Internet of Things (IoT), Global Positioning System (GPS), Artificial Intelligence (AI), and secure digital frameworks.

The system is designed to provide real-time vehicle tracking, automated attendance recording, optimized route planning, and streamlined fee management within a single platform. It utilizes GPS modules for live bus monitoring and RFID-based mechanisms to record student boarding and deboarding activities. In addition, intelligent algorithms assist in route optimization, while secure digital transactions ensure transparency in financial operations.

KEYWORDS: IoT, Smart Campus, Transportation Management, GPS Tracking, RFID Attendance, Artificial Intelligence, Route Optimization, Campus Mobility, Real-Time Monitoring, Automation, Cloud Computing, Data Analytics

I. INTRODUCTION

Efficient transportation management plays a vital role in ensuring the safety, punctuality, and convenience of students and staff within educational institutions. With the continuous growth of campuses and the increasing number of daily commuters, traditional methods of managing transportation—such as manual attendance, fixed routing, and limited communication—have become inefficient, time-consuming, and prone to errors. These limitations often lead to delays, lack of transparency, and safety concerns for students.

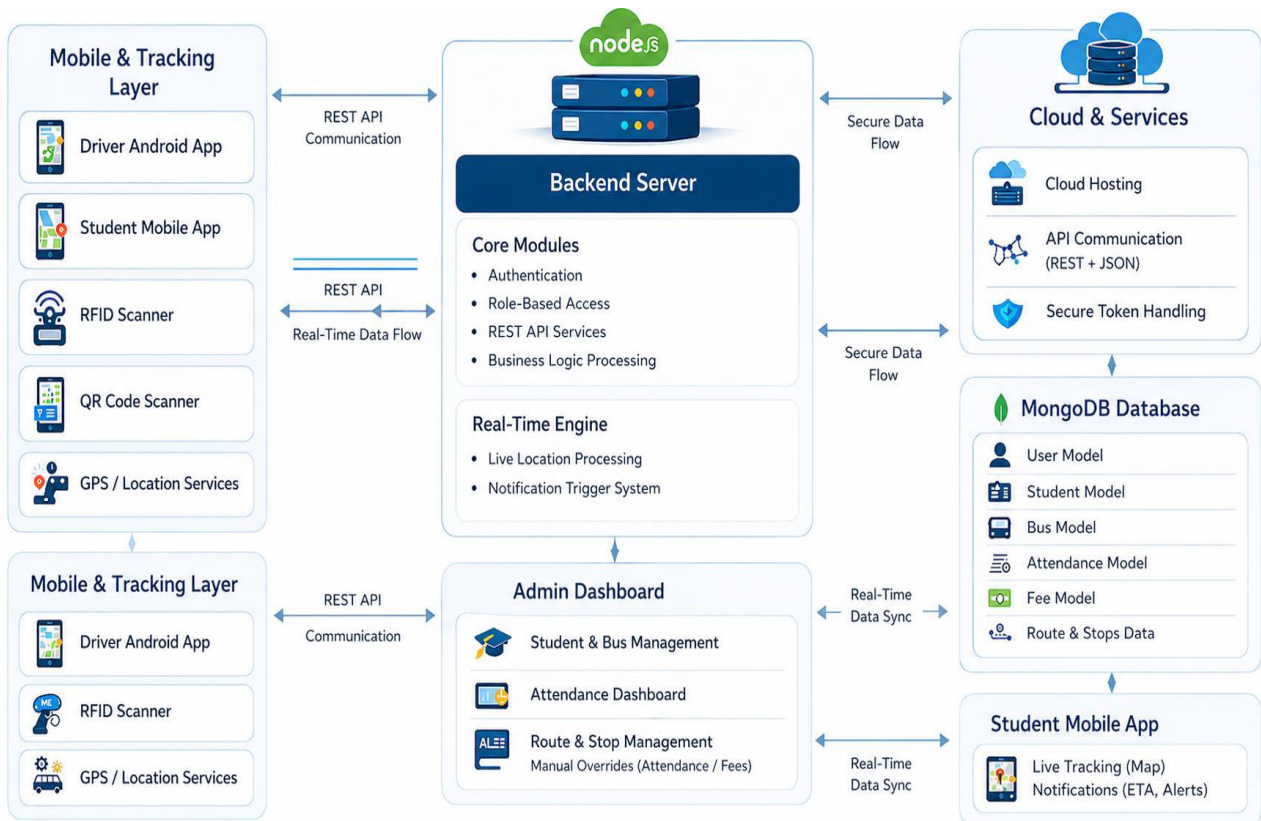
Advancements in technologies such as the Internet of Things (IoT), Global Positioning System (GPS), Artificial Intelligence (AI), and cloud computing have opened new possibilities for developing intelligent and automated transportation systems. These technologies enable real-time monitoring, data-driven decision-making, and improved communication among stakeholders. However, many existing solutions focus on individual functionalities and lack integration into a unified system.

To address these challenges, this paper proposes a smart and integrated campus mobility system that combines real-time bus tracking, automated attendance management, route optimization, and secure fee handling into a single platform. The system is designed to enhance operational efficiency, ensure student safety, and provide transparency through centralized monitoring and control. By leveraging modern technologies and automation, the proposed solution aims to transform conventional campus transportation into a reliable, scalable, and intelligent system.

II. LITERATURE SURVEY

Sr. No.	Title	Year	Authors	Summary
1	Advanced Geofencing and Bus Attendance Tracking System	2025	N. Bode, S. Wadhai	Proposed a system combining GPS and RFID with geofencing to automate attendance and provide real-time bus tracking along with alerts for parents.
2	RFID and Cloud-Enabled Bus Tracking for Educational Institutions	2022	K. Mehta, A. Rao	Developed a cloud-based platform integrated with RFID technology to automate attendance and improve data storage and accessibility.
3	Intelligent Transportation Using Wireless Sensors and Blockchain	2023	F. Alharbi et al.	Introduced a smart transportation model using sensors and blockchain to ensure secure and tamper-proof data management.
4	Security and Privacy in IoT-Based Bus Tracking Systems	2021	S. Roy, N. Das	Focused on security challenges in IoT systems and proposed encryption techniques to prevent data breaches and improve reliability.
5	Mobile GPS-Based Bus Tracking System	2024	Jayaraam S.P. et al.	Designed a cost-effective solution using mobile GPS instead of hardware devices, enabling real-time tracking through mobile applications.

III. SYSTEM ARCHITECTURE



IV. METHODOLOGY

The proposed smart campus mobility system is developed using a structured and systematic approach that includes requirement analysis, system design, implementation, and evaluation. Initially, a detailed study of existing transportation systems and related research was conducted to identify limitations and define system requirements. Based on this analysis, a modular architecture was designed consisting of key components such as real-time bus tracking, attendance management, and fee management.

Data collection is carried out using IoT devices including GPS modules for live vehicle tracking and RFID technology for automated attendance recording during student boarding and deboarding. The backend system is developed using modern programming technologies and a cloud-based database to store and process real-time data efficiently. Mobile and web applications are designed to provide user interfaces for parents, drivers, and administrators, enabling features such as live tracking, notifications, attendance monitoring, and online payments.

V. IMPLEMENTATION

1) Tools, Platforms, and Programming Languages Used

The project was developed using Python due to its simplicity and strong support for data analysis and machine learning tasks. The coding and experimentation were carried out in Jupyter Notebook, which allows step-by-step execution and visualization of results.

Several libraries were used to support different stages of the project. Pandas was used for handling and organizing the dataset, while NumPy helped in performing mathematical operations efficiently. For visualization, Matplotlib and Seaborn were used to generate graphs and identify patterns. Machine learning models were implemented using Scikit-learn.

2) Algorithms or Techniques Implemented

The system applies multiple regression techniques to estimate house prices based on input features. Initially, data preprocessing techniques were applied to improve data quality, including handling missing values, converting categorical variables into numerical form, and normalizing selected features.

For prediction, models such as Linear Regression were used as a baseline due to their simplicity. More advanced approaches like Decision Tree Regression and Random Forest Regression were also implemented to improve prediction accuracy. Model performance was evaluated using standard metrics such as Mean Squared Error and R-squared score.

3) Step-by-Step Development Process

The development process began with collecting a dataset containing various attributes related to housing, such as size, number of rooms, and location. The dataset was then examined carefully to identify missing or inconsistent values, which were handled appropriately to ensure data reliability.

Next, exploratory data analysis was performed to understand the relationship between different features and the target variable (house price). Visual tools were used to identify trends and correlations.

After this, feature engineering was carried out by selecting the most relevant attributes and transforming categorical data into a machine-readable format. The dataset was then divided into training and testing subsets to evaluate model performance effectively.

VI. TEST CASES AND RESULTS

TESTING AND EVALUATION

1. TESTING METHODS USED

To ensure the reliability and correctness of the system, multiple testing approaches were applied during development. Unit testing was performed to verify the functionality of individual components such as data preprocessing functions and prediction modules. Each function was tested independently with sample inputs to ensure accurate outputs.

Integration testing was conducted after combining different modules of the system, such as data handling, model training, and prediction. This helped in identifying issues that arise when components interact with each other.

2. Test Cases and Results

TEST CASE 1: VALID DATASET INPUT

- A. Expected Result: Accurate prediction of house price
- B. Actual Result: Model produced predictions with high accuracy

TEST CASE 2: DATASET WITH MISSING VALUES

- A. Expected Result: System should handle missing data without errors
- B. Actual Result: Missing values were successfully handled during preprocessing

TEST CASE 3: INVALID OR EXTREME INPUT VALUES

- A. EXPECTED RESULT: SYSTEM SHOULD MANAGE OR REJECT INCORRECT INPUTS
- B. ACTUAL RESULT: MODEL HANDLED INPUTS BUT SHOWED REDUCED ACCURACY FOR EXTREME VALUES

TEST CASE 4: NEW UNSEEN DATA

- A. EXPECTED RESULT: MODEL SHOULD GENERALIZE WELL
- B. Actual Result: Predictions were reasonably accurate, showing good generalization

3. Performance Evaluation

A. The performance of the system was evaluated using standard metrics. The model achieved a good level of accuracy in predicting house prices based on the selected features.

- **Accuracy:** The prediction accuracy was satisfactory for most test cases
- **Efficiency:** The system processed data and generated predictions within a short time
- **Error Metrics:**

Mean Squared Error (MSE) was low, indicating fewer large errors

R² score indicated a strong relationship between predicted and actual values

B. Among the implemented models, Random Forest Regression performed better compared to Linear Regression due to its ability to handle complex data patterns.

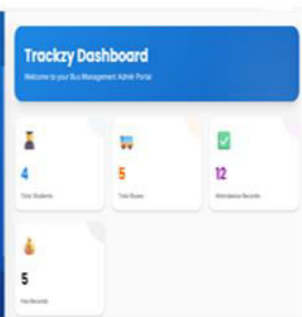
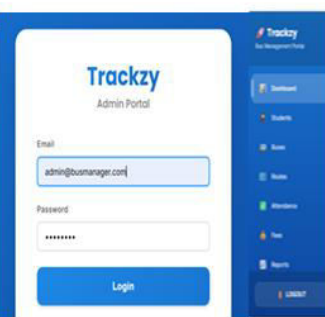
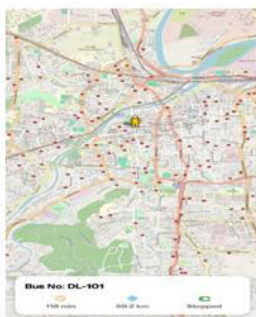
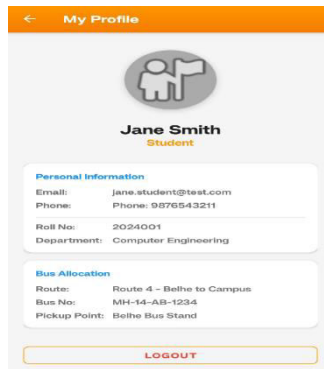
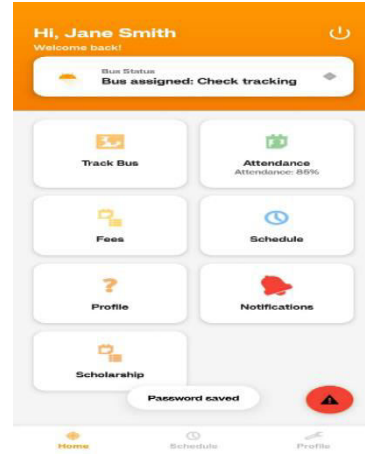
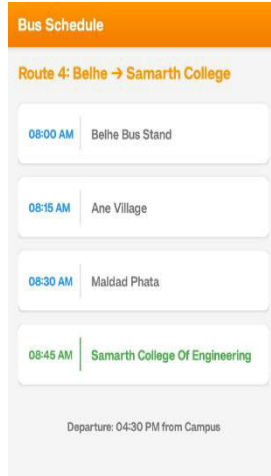
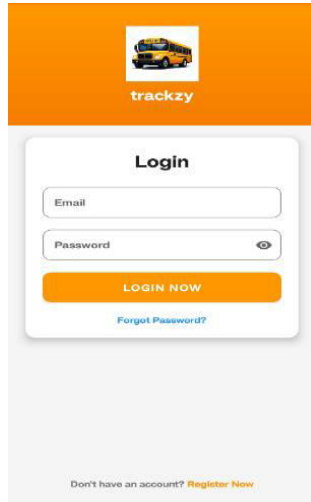
4. Limitations and Challenges

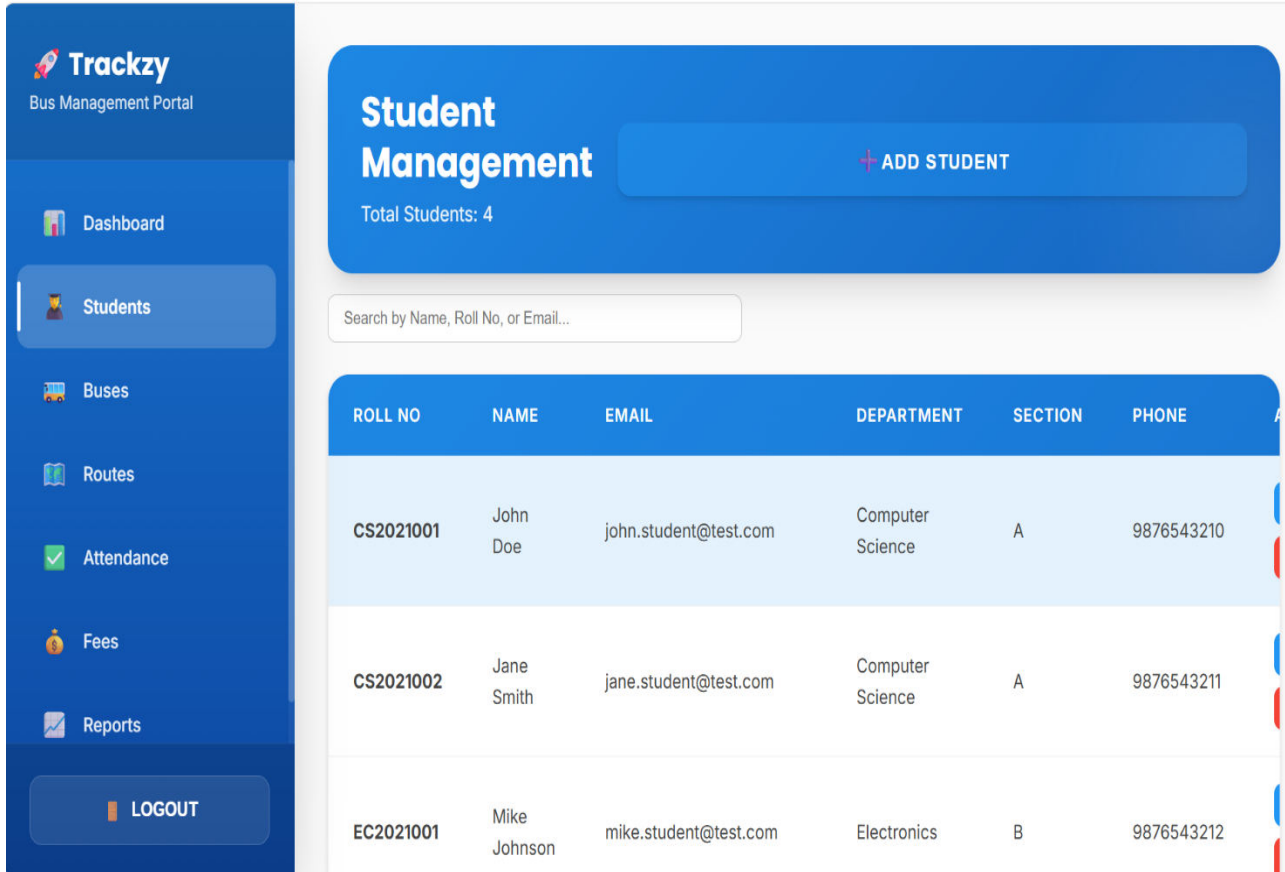
During testing, several challenges were encountered. One of the main issues was handling incomplete or inconsistent data, which required careful preprocessing. Another limitation was that the model's accuracy depends heavily on the quality and size of the dataset.

The system may not perform well when predicting prices for locations or conditions that are significantly different from the training data. Additionally, some models required more computational time and resources during training

VII. EXPERIMENTAL RESULTS

The system was tested in a simulated environment and showed accurate real-time bus tracking with minimal delay. RFID-based attendance worked reliably, reducing manual errors. Notifications were delivered quickly, and route optimization improved travel time and punctuality. The fee management module ensured secure and transparent transactions. Overall, the system demonstrated improved efficiency, safety, and reliability in campus transportation management.





The screenshot shows the Trackzy Bus Management Portal interface. On the left is a dark blue sidebar with navigation options: Dashboard, Students (selected), Buses, Routes, Attendance, Fees, Reports, and a LOGOUT button. The main content area has a blue header with 'Student Management' and '+ ADD STUDENT' button. Below the header, it shows 'Total Students: 4' and a search bar. A table lists the following students:

ROLL NO	NAME	EMAIL	DEPARTMENT	SECTION	PHONE
CS2021001	John Doe	john.student@test.com	Computer Science	A	9876543210
CS2021002	Jane Smith	jane.student@test.com	Computer Science	A	9876543211
EC2021001	Mike Johnson	mike.student@test.com	Electronics	B	9876543212

VIII. CONCLUSION

The proposed smart campus mobility system provides an effective solution to improve transportation management in educational institutions. By integrating technologies such as IoT, GPS, and Artificial Intelligence, the system enables real-time bus tracking, automated attendance, route optimization, and secure fee management within a single platform. It reduces manual work, enhances student safety, and ensures better transparency and communication among parents, drivers, and administrators. Overall, the system is scalable, reliable, and suitable for modern campus environments, with potential for future enhancements using advanced technologies.

REFERENCES

1. A. Totawar, U. Sonawane, A. Suryawanshi, and N. R. Dhumale, "IoT-Based Monitoring for Smart School Bus," *International Journal of Research in Applied Science and Engineering Technology (IJRASET)*, vol. 10, no. 6, pp. 1234–1240, 2022.
2. B. Madhu and S. Shubhada, "IoT-Based Fuel Monitoring, Bus Tracking, and Attendance System," *Advances in IoT and Big Data Technologies and Applications*, vol. 5, no. 2, pp. 56–61, 2021.
3. S. J. S. Daisy, B. Gayathri, and S. Induja, "IoT-Enabled School Bus Tracking and Student Monitoring System," *International Journal of Advanced Research in Computer and Communication Engineering*, vol. 9, no. 4, pp. 45–50, 2020.
4. S. Srinivas, V. B. Shreyas, Sriram, P. Y. Vishnuraata, and P. N. Sudha, "IoT-Based School Bus Monitoring System," *International Journal of Research in Applied Science and Engineering Technology (IJRASET)*, vol. 8, no. 5, pp. 210–214, 2020.
5. Z. Balani and N. I. Mustafa, "Developing a Vehicle Monitoring and Tracking System Using IoT," *International Journal of Intelligent Systems and Applications in Engineering*, vol. 11, no. 3, pp. 89–94, 2023.

6. V. B. Kumbhar, Y. V. Sawant, P. Kavathekar, and T. Joshi, "Smart Bus System Using IoT," International Journal of Innovative Research in Electrical, Electronics, Instrumentation and Control Engineering, vol. 8, no. 7, pp. 134–138, 2020.
7. Z. Balani and M. N. Mohammed, "Web-Based Bus Tracking System in the Internet of Things," International Journal of Science and Advanced Biological Research, vol. 12, no. 1, pp. 65–71, 2022.
8. N. Dhanasekar, C. Valavan, and S. Soundarya, "IoT-Based Intelligent Bus Monitoring System," International Journal of Engineering Research and Technology (IJERT), vol. 9, no. 2, pp. 22–27, 2021.
9. P. S. Mhetre, H. Shivale, A. Tikone, and P. Waste, "Smart School Bus Monitoring System Using IoT," International Journal of Scientific and Advanced Research in Technology (IJSART), vol. 7, no. 4, pp. 120–125, 2021.
10. R. Vijayalakshmi, "IoT and Cloud Computing for Smart Transportation," Springer International Journal of Transportation Technology, vol. 5, no. 2, pp. 88–94, 2021.



INTERNATIONAL
STANDARD
SERIAL
NUMBER
INDIA



INTERNATIONAL JOURNAL OF INNOVATIVE RESEARCH

IN SCIENCE | ENGINEERING | TECHNOLOGY

 9940 572 462  6381 907 438  ijirset@gmail.com



www.ijirset.com

Scan to save the contact details